



FY 2020 Proposed Budget 2nd Reading/Public Hearing

06/10/2019

Budget Committee:

Jeff Moon

Robert J. Porche, Jr.

Crystal L. Welch

Changes Suggested by Budget Committee to Balance Budget Since Submission to Council

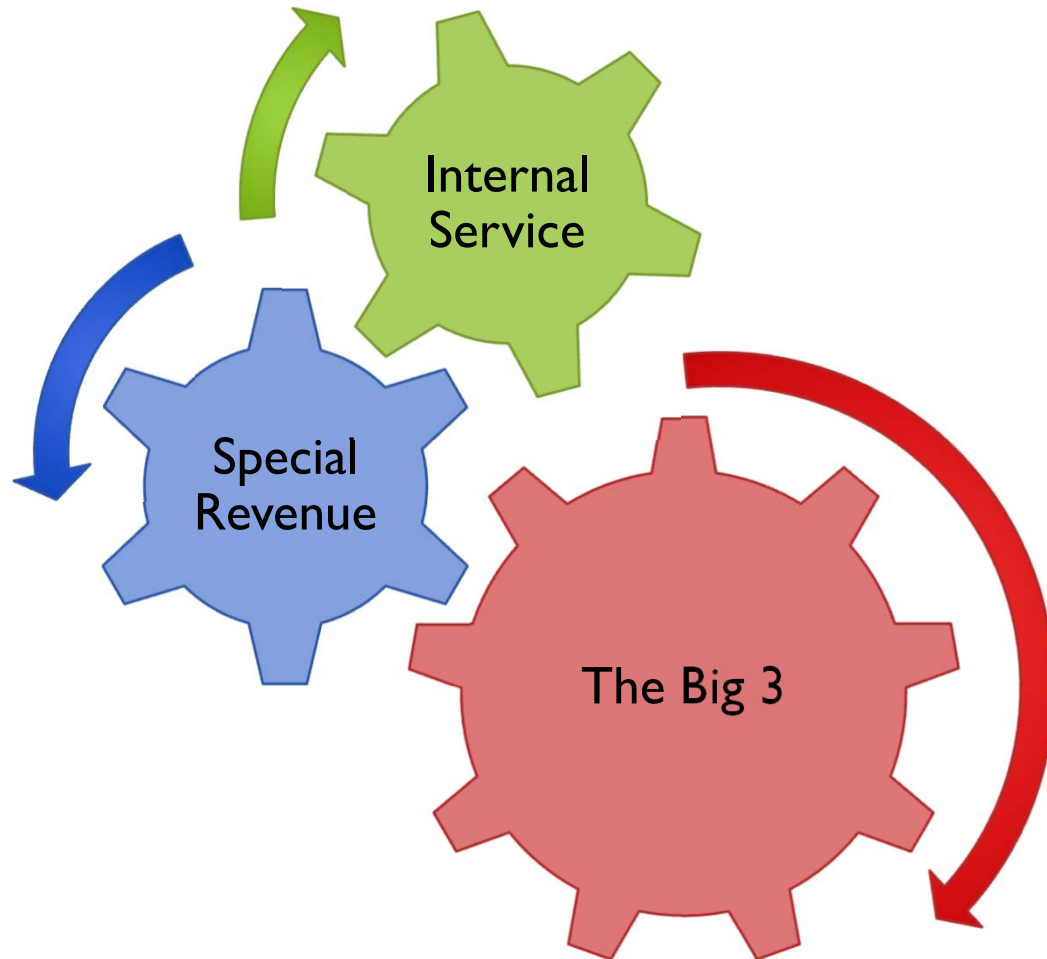
- Refined General Fund Revenues
- Refined General Fund Expenditures
- Increased cost allocation from W/S to GF \$50,000
- Removed Dias project \$15,000
- Reduced Library contribution to \$10,000
 - No contribution requested this year
- Municipal Court – 44 Sessions
 - 1 P-T Bailiff position
 - 1 CSC personnel
- GDOT (LMIG) Multimodal Safety & Access Grant
 - \$98,000 Grant / \$42,000 City match (SPLOST V)
- Olde Rope Mill Rd Trail Safety completed in FY 19
 - Green Prints funding available for undesignated project(s)

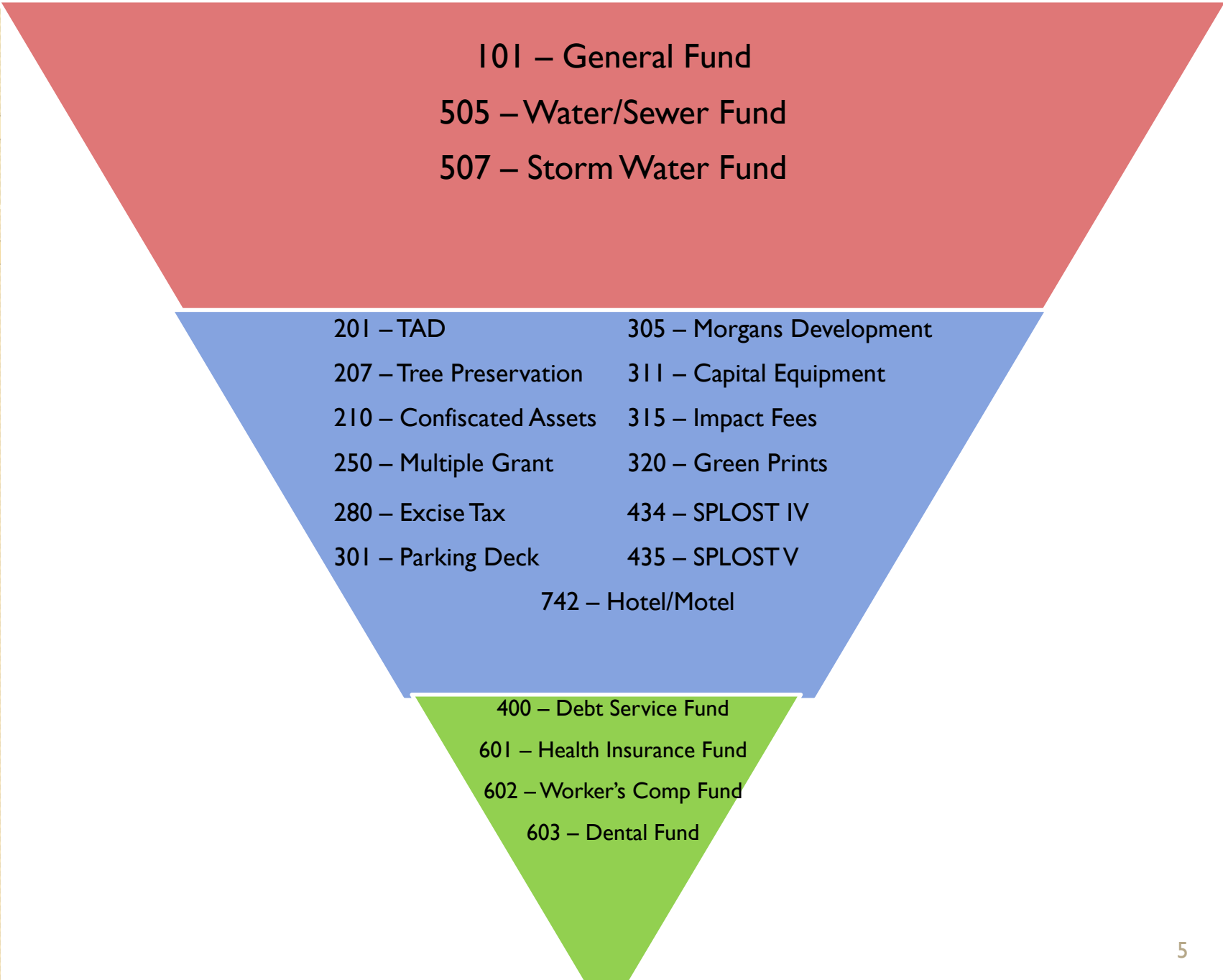



Compensation Study and Benefit Analysis Overview

- Initial date for results: April 22nd
- Revised date for results: May 10th (no guarantees)
- Available in FY 2020 budget:
 - \$336,380 (all funds)
 - \$275,000 Salary
 - \$61,380 P/R taxes & benefits
- Implementation plan with corresponding major budget amendment to allocate funds (TBF)
 - Dependent on results of study/analysis

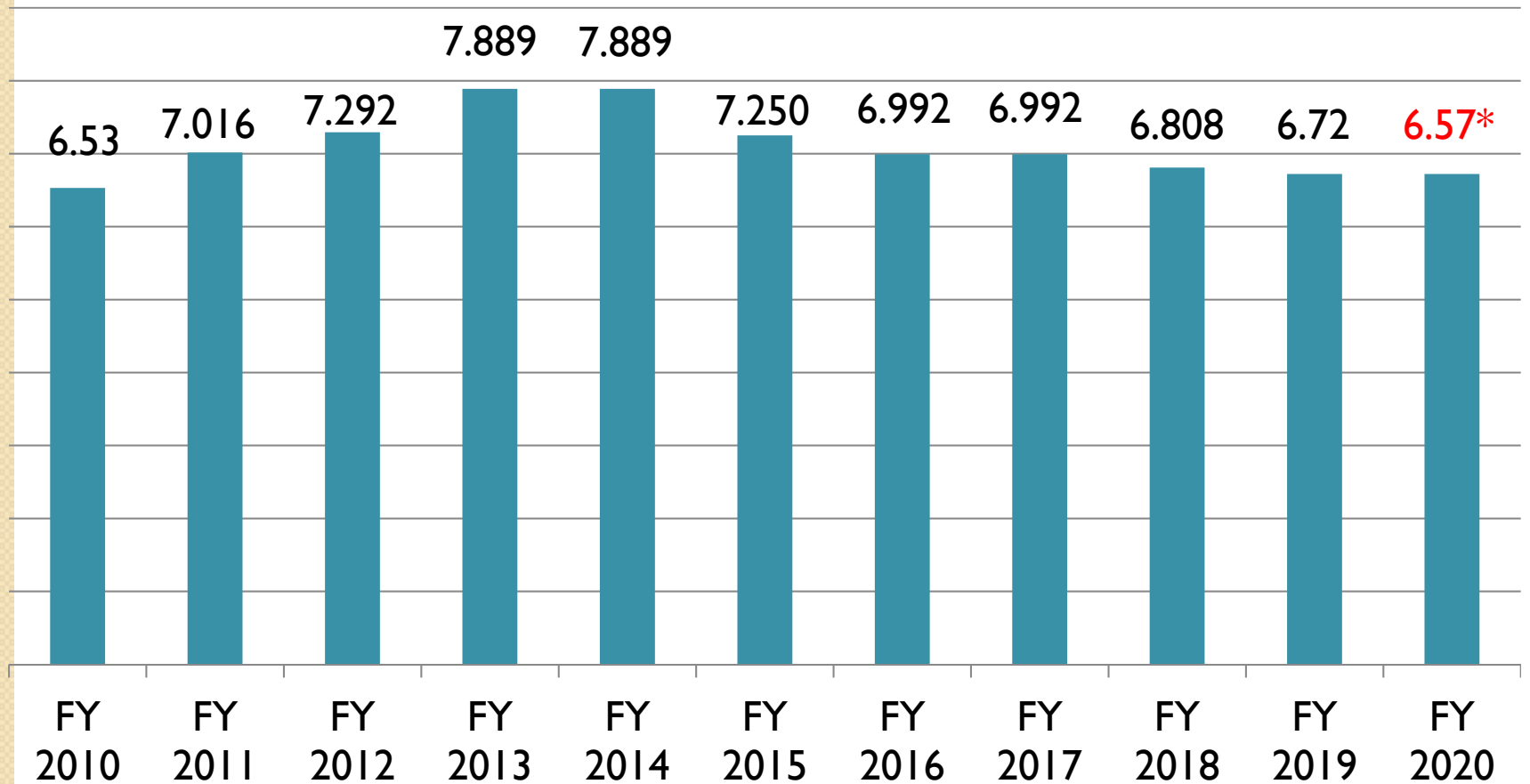
Fund Categories





City of Woodstock Millage Rate History

Millage Rate



Debt Balance History

Fiscal Year	Debt Balance	% Decrease*
FY 2020	\$28,106,414	-36%
FY 2019	\$30,755,825	-30.63%
FY 2018	\$ 33,215,973	-25%
FY 2017	\$ 34,612,620	-21.9%
FY 2016	\$ 34,476,937	-22.2%
FY 2015	\$ 36,400,182	-18%
FY 2014	\$ 40,467,557	-9%
FY 2013	\$ 44,916,658	+2%
FY 2012	\$ 44,336,798	-%

* Percent decrease from FY 2012

General Fund Unassigned Fund Balance History

Fiscal Year	Unassigned Fund Balance	Target Percentage
FY 2020	\$ 4,800,000*	21.5%
FY 2019	\$ 4,800,000*	21.3%
FY 2018	\$ 6,042,101	32%
FY 2017	\$ 5,466,373	26%
FY 2016	\$ 4,675,003	26%
FY 2015	\$ 2,922,687	15%
FY 2014	\$ 1,714,993	9%
FY 2013	\$ 601,361	3%
FY 2012	\$ (1,244,475)	0%
*Estimated as of 06/30/2019		

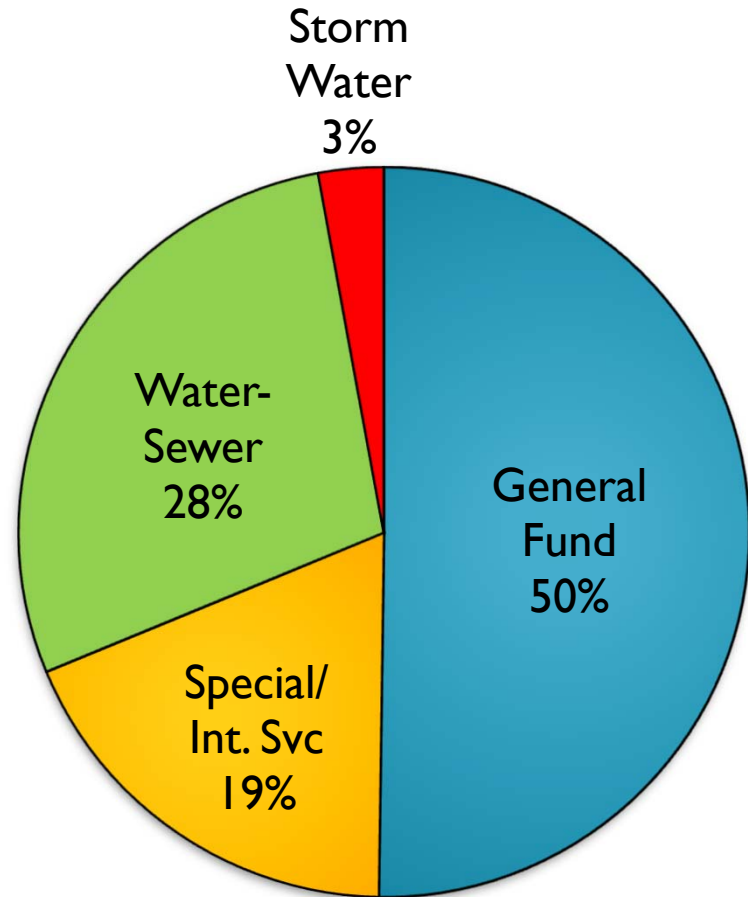
FY 2020 Budget Overview

General Fund	\$ 22,281,925
Water-Sewer	\$ 12,580,135
Storm Water	\$ 1,280,000
Special/Int. Svc	<u>\$ 8,219,796</u>

Proposed FY20 \$ 44,361,856*

Amended FY19 \$ 46,014,181

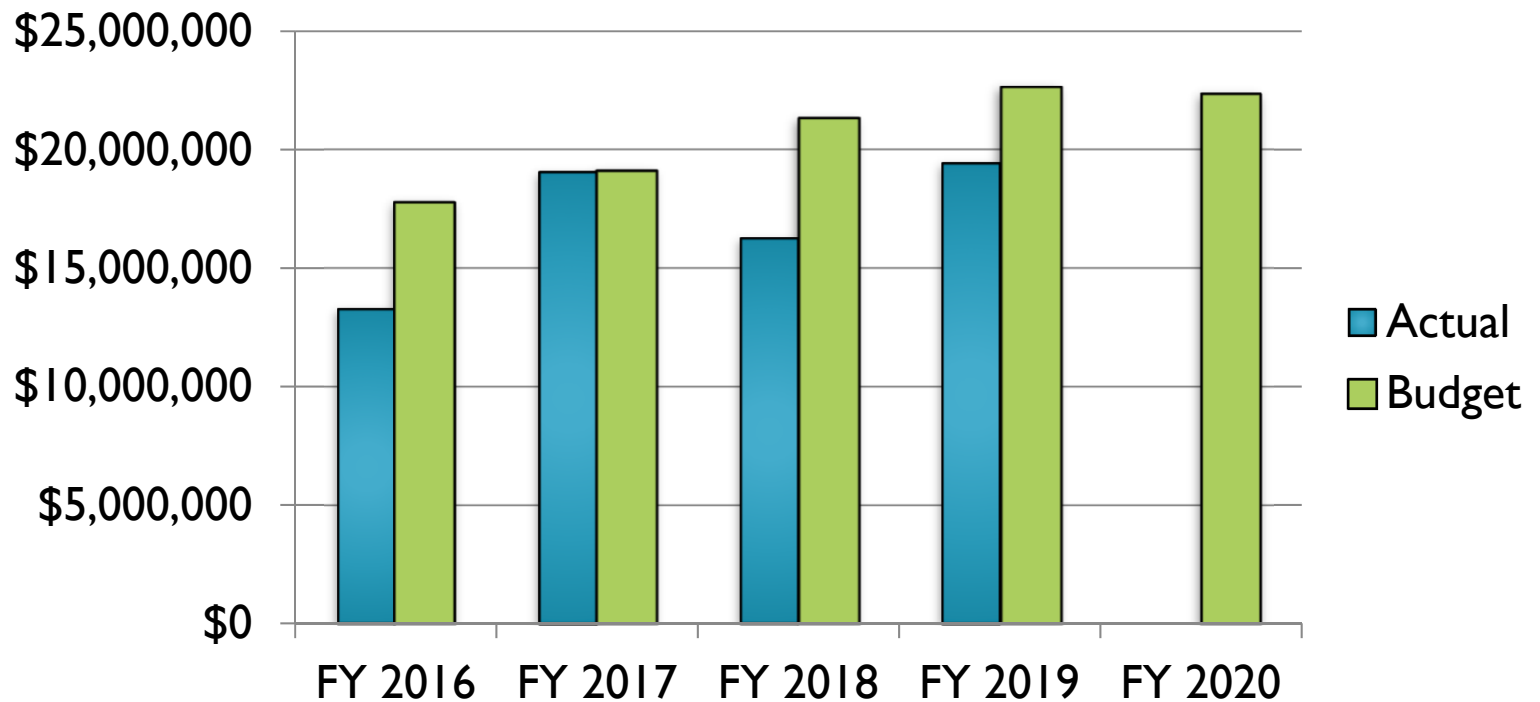
*Debt Service, Health Ins., Dental Ins. & Workers Comp. Funds netted out of total budget.



FY 2020 Budget By Fund

General Fund – FY 2020

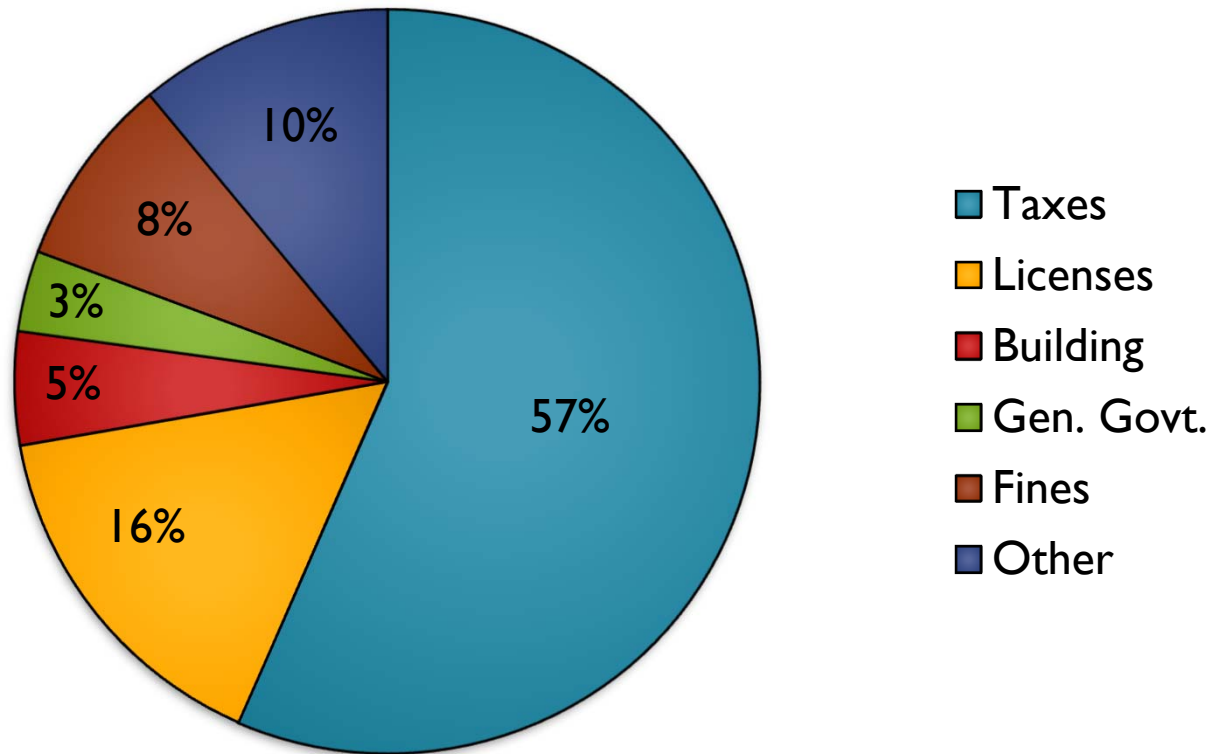
FY 2019 Amend.	\$22,555,433
FY 2020 Proposed	<u>\$22,281,925</u>
Decrease	\$ 273,508
% Decrease	1%



General Fund Revenue

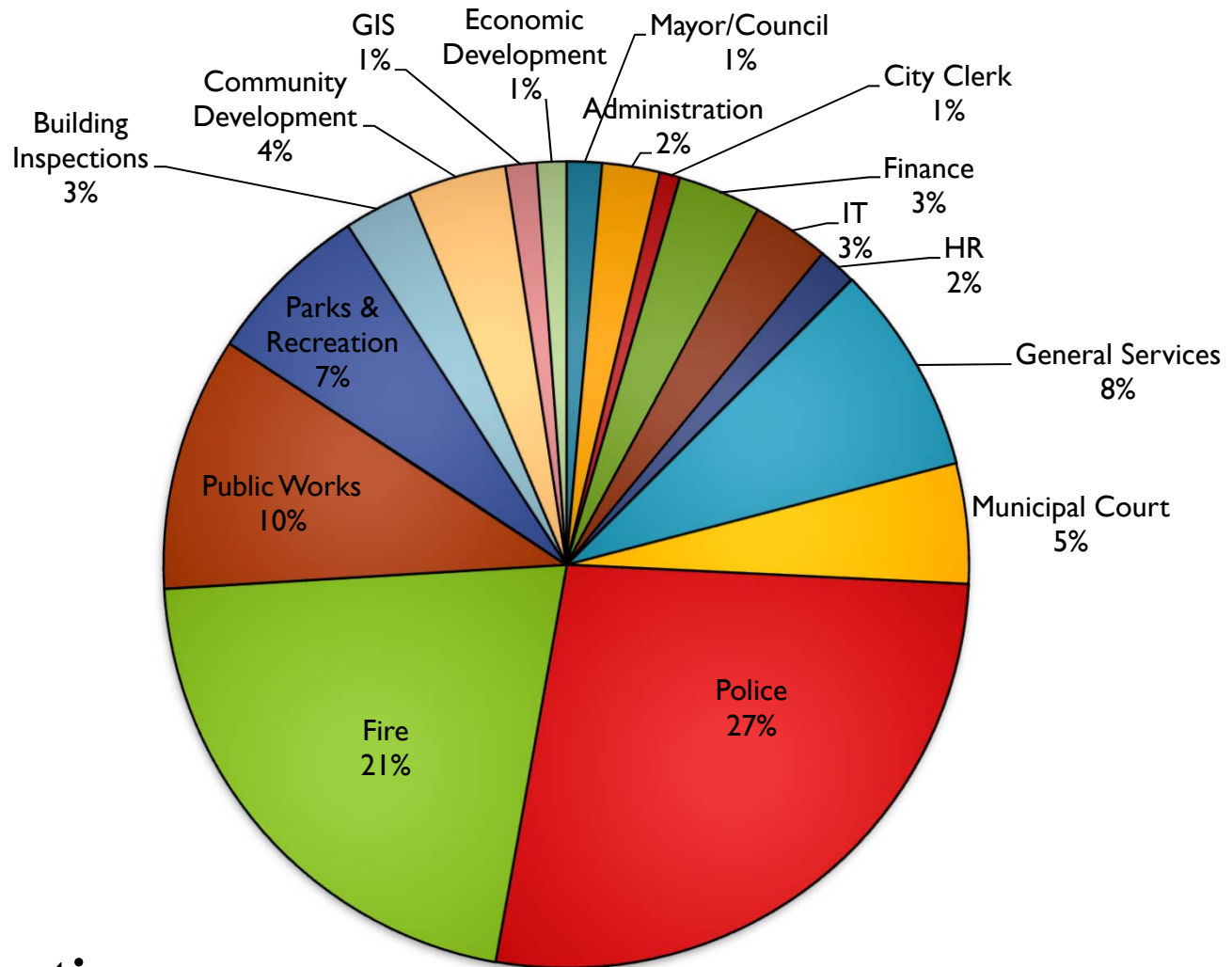
\$22,281,925

Operating



General Fund Expenditure

\$22,281,925



Operating



101 GENERAL FUND OVERVIEW

- Recurring Revenues are projected to be up 1%
- \$250,000 Council Contingency plus \$100,000 Benefit Contingency
- \$50,000 Operating Contingency
- Net Property Tax Digest is anticipated to be up 6% before appeals and before exemptions
- Millage rate partial rollback 6.57 mills
- Utilized a 99.5% Collection Rate



101 GENERAL FUND OVERVIEW

- Transfer to Multiple Grant Fund (250) of \$7,110 for DOJ Vest Grant match
- No Use of Reserves
- No new debt
- Trying to match expenses to projected revenues for FY 2020



101 GENERAL FUND Personnel Overview

- **New Positions:**
 - Assistant City Manager (Full-time, Exempt) (9 months)
 - GIS Analyst I (Full-time, Non-Exempt)
 - Project Coordinator (Full-time, Non-Exempt)
 - Bailiff (Part-Time, Non-Exempt) (44 court sessions)

505 WATER/SEWER OVERVIEW

- Increased cost allocation to G/F

FY 19	\$ 11,199,403
FY 20	<u>\$ 12,580,135</u>
- Use of Tap Fees (Reserves) for projects

Increase	\$ 1,380,732
----------	--------------
- No new debt
- No water rate increase



505 WATER/SEWER Capital Overview

- **WWTP Capital Included:**
 - Rebuild Bar Screens \$23,004
 - Replace UV System \$250,000
 - Equipment \$79,115
- **W/S Capital Included:**
 - Clay Street Water Main Replacement \$60,000
 - Noonday Creek Man Hole Rehabilitation \$80,000
 - Water Tower Booster Station \$37,500
 - Water Main Replacement (Neese Rd & Nowlin Hall) \$110,000



505 WATER/SEWER Personnel Overview

- **New Position:**
 - WWTP Plant Operator (Part-Time, Non-Exempt)

507 STORM WATER OVERVIEW

- Maintained FY19 level allocation to G/F

FY 19	\$1,284,146
FY 20	<u>\$1,280,000</u>
Decrease	\$ 4,146
- No storm water rate increase



507

STORM WATER

Capital Overview

- Main St. near Dupree Rd \$65,000
- Main St. at Mill St. Catch Basin Rehabilitation \$32,000
- Dobbs Rd Improvements (SW Portion) \$185,000
 - Split with TAD \$80,000 & SPLOST V \$85,000



507

STORM WATER

Personnel Overview

- Personnel:
 - No new positions

SPECIAL REVENUE & INTERNAL SERVICE FUNDS OVERVIEW

Major items:

• TAD projects	FY 19	\$ 10,975,199
• Impact Fee Fund projects	FY 20	<u>\$ 8,227,256</u>
• SPLOST IV		
• SPLOST V	Decrease	\$ 2,747,943



201 TAD Overview

- Rope Mill Rd Resurfacing \$350,000
- Streetscapes III \$156,000
- Rope Mill Rd Improvements \$75,000
- Pedestrian Improvement Project \$50,000
- Dobbs Rd Improvements \$80,000 (TAD Portion)
 - Split with SPLOST V \$85,000 & SW \$185,000
- Paden St. Extension – Final Design \$46,500
 - Split with SPLOST V ROW \$300,000



301

Parking Deck Fund

- Transfer from SPLOST V
 - \$31,771



311

Capital Equipment Fund Overview

- Tag Reader (replacement)
 - \$13,585



315

Impact Fee Overview

- Downtown Playground & Restroom
 - \$337,000
 - Split with SPLOST IV \$163,000



320

Greenprints Overview

- Undesignated project(s)
 - \$32,640

434 SPLOST IV OVERVIEW FY 2020 Only



Parks & Recreation
68 ¢



Water
Transmissions
32 ¢

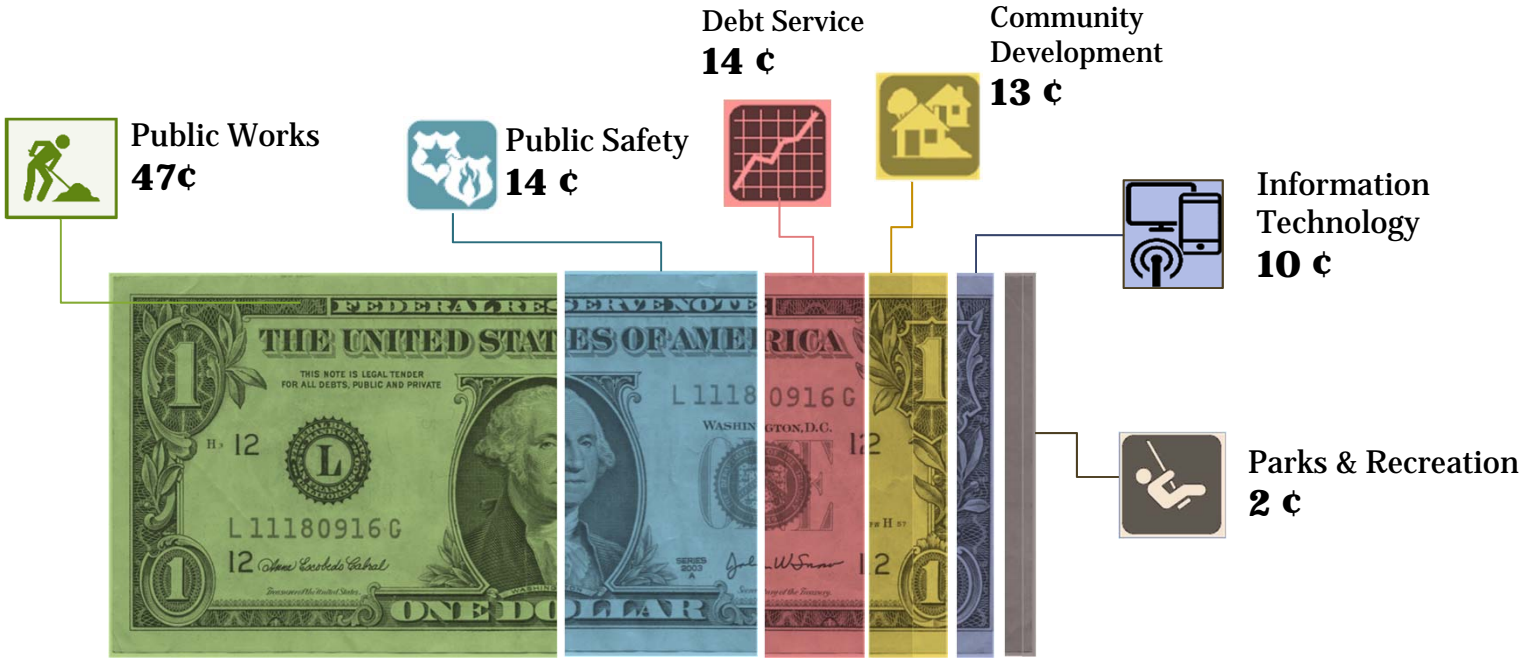




434 SPLOST IV OVERVIEW (CONTINUED)

- **Parks & Recreation \$213,000**
 - Downtown playground & restroom \$163,000
 - Split with Impact Fees \$337,000
 - Kayak launch \$50,000
- **Water Well Exploration \$100,000**

435 SPLOST V OVERVIEW FY 2020 Only





435 SPLOST V OVERVIEW (CONTINUED)

- Information Technology
 - Replace switches \$24,000
 - 800 MHz Radio System (year 1) \$466,741
- Community Development
 - Ridge Trail Extension Project \$700,000
 - Woodstock Pkwy Improvements & FCC Trailhead \$354,400
 - Paden St. Extension – ROW \$300,000
 - Split with TAD Final Design \$46,500



435 SPLOST V OVERVIEW (CONTINUED)

- **Parks & Recreation**

- Replacement truck (Qty 1) \$28,000
- 72" Zero-turn mower \$14,200
- Trestle Rock Trail Extension Design & Environmental \$38,710

- **Police**

- 8 Vehicles (6 marked & 2 unmarked) \$478,498
- Message board (Qty 1) \$13,000

- **Fire**

- 3rd Fire Station – Design \$120,000
- Heart monitors (Qty 2) \$61,131
- Turnout gear replacement \$35,168
- Stn 10 Generator \$17,500



435 SPLOST V OVERVIEW (CONTINUED)

- **Public Works – Streets**

- Neese Rd at Hwy 92 intersection improvement project \$142,000
- Neighborhood road resurfacing projects (LMIG) \$390,899
- Pedestrian Project for SR 92 Main St & Woodpark (LMIG) \$140,000
- Restripe Ridgewalk & Main St (LMIG Supplemental Grant) \$108,691
- Mill St and TLP Improvements Design \$350,000
- Buckhead Crossing Improvement \$65,000
- Dobbs Rd Improvements \$85,000 (SPLOST V Portion)
 - Split with TAD \$80,000 & SW \$185,000
- Ridgewalk to Main Dual Left Turn Lanes \$100,000



435 SPLOST V OVERVIEW (CONTINUED)

- **Public Works – Streets**
 - Main St Widening Turn Lane Past Ridgewalk \$25,000
 - Main St Widening at Brooke Blvd Turn Lane \$55,000
 - Main St at/near Barnesdale Rd Turn Lane \$30,000
 - Wynchase Bridge Rehab \$69,500
 - Parkway 575 Sidewalk Project \$40,000
 - Guardrail at Rubes Creek & Arnold Mill \$45,000
 - Dump truck (replacement) \$42,000
 - Equipment \$25,500



Items for Discussion by Council

- Millage Rate
 - Current 6.72 mills
 - Partial rollback 6.57 mills
 - Property Acquisition Fund?
- Tag reader
- Any Council questions?

Millage Rate Examples

	6.72	6.57
House Value	Current Millage	Partial Rollback Millage
\$100,000	\$ 268.80	\$ 262.80
\$200,000	\$ 537.60	\$ 525.60
\$300,000	\$ 806.40	\$ 788.40
\$400,000	\$ 1,075.20	\$ 1,051.20
\$500,000	\$ 1,344.00	\$ 1,314.00
*Residential Freeze Exemption remains intact		



CITY OF WOODSTOCK

- Thank Staff, Department Directors & Budget Committee
- Appreciate Council's Input
- Questions?